

FEATURES

- * High quality and reliable performance
- * 2/4/8/16 detection zones
- * Up to 25 devices for each zone
- * Up to 4 programmable supervised sounder circuits
- * LED indication and key buttons
- * One man walk-test and zone isolate facility
- * DAY/NIGHT mode switchable
- * Fault buzzer mute facility
- * Fully programmable using simple menu options
- * Keypad entry to a wide range of functions
- * Optional signal output board available for extension
- * Three access levels settable via a key switch
- * SMT and Microprocessor controller design
- * Two wire system to reduce cabling and installation
- * Compatible with wide range of conventional devices
- * LPCB approval to EN54-2 & EN54-4

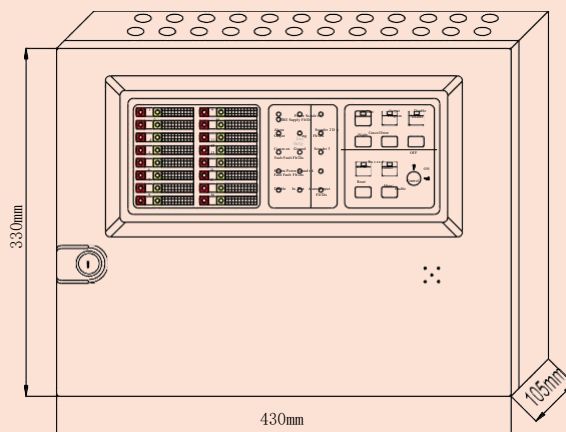


2831-CPR-F1562



1174e/01

DIMENSION



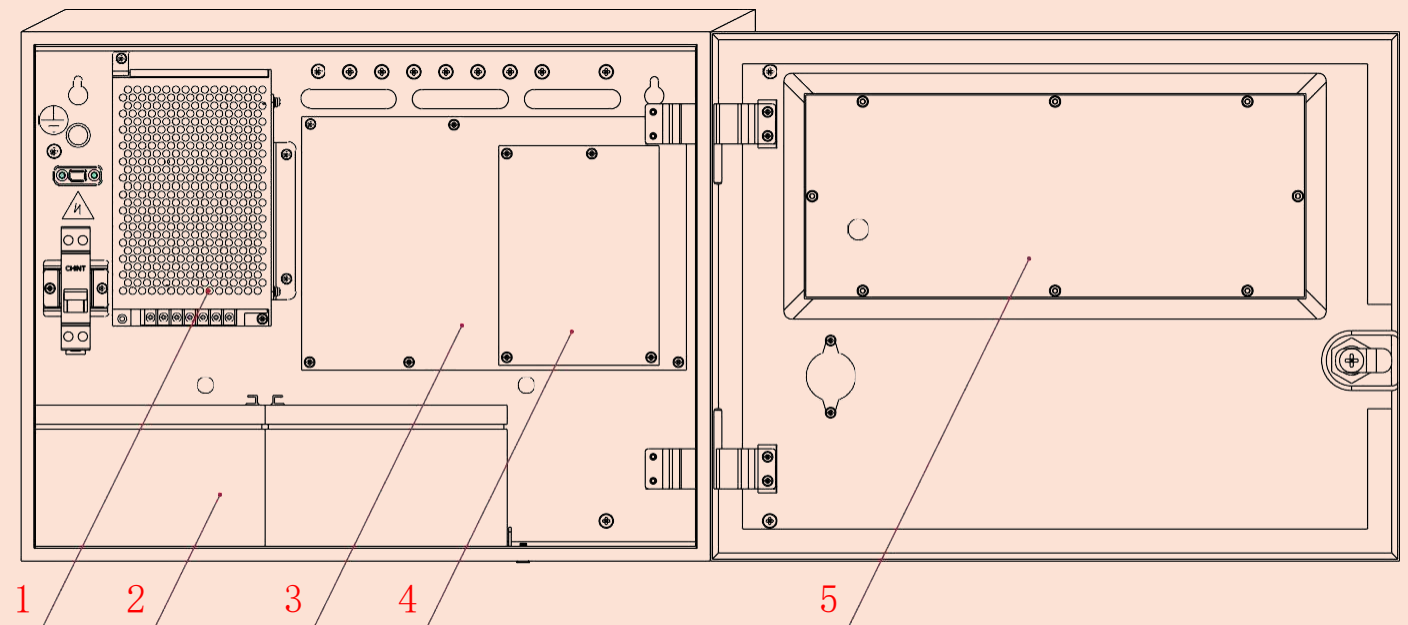
DESCRIPTION

VG-6831 is a series of conventional control and indication equipment, range available of 2/4/8/16 zones. Each zone supports 25 field devices of conventional detector and call point. Looking at output side, it has four supervised sounder circuits, two passive contacts for fire and fault and one auxiliary power output, so as to meet the needs of different users. At the same time, the panel's LEDs are available for the indication of Short or Open Circuit to the detection zone, sounder circuit and fire output.

The panel is well designed with keypad entry to a wide range of engineering functions, such as one-man walk test, zone isolate and delay, non-latching zone, evacuation override, etc. The system is also equipped with the function of Day and night mode, which could be switched manually and it is programmed to offer the most suitable solution no matter during day or night.

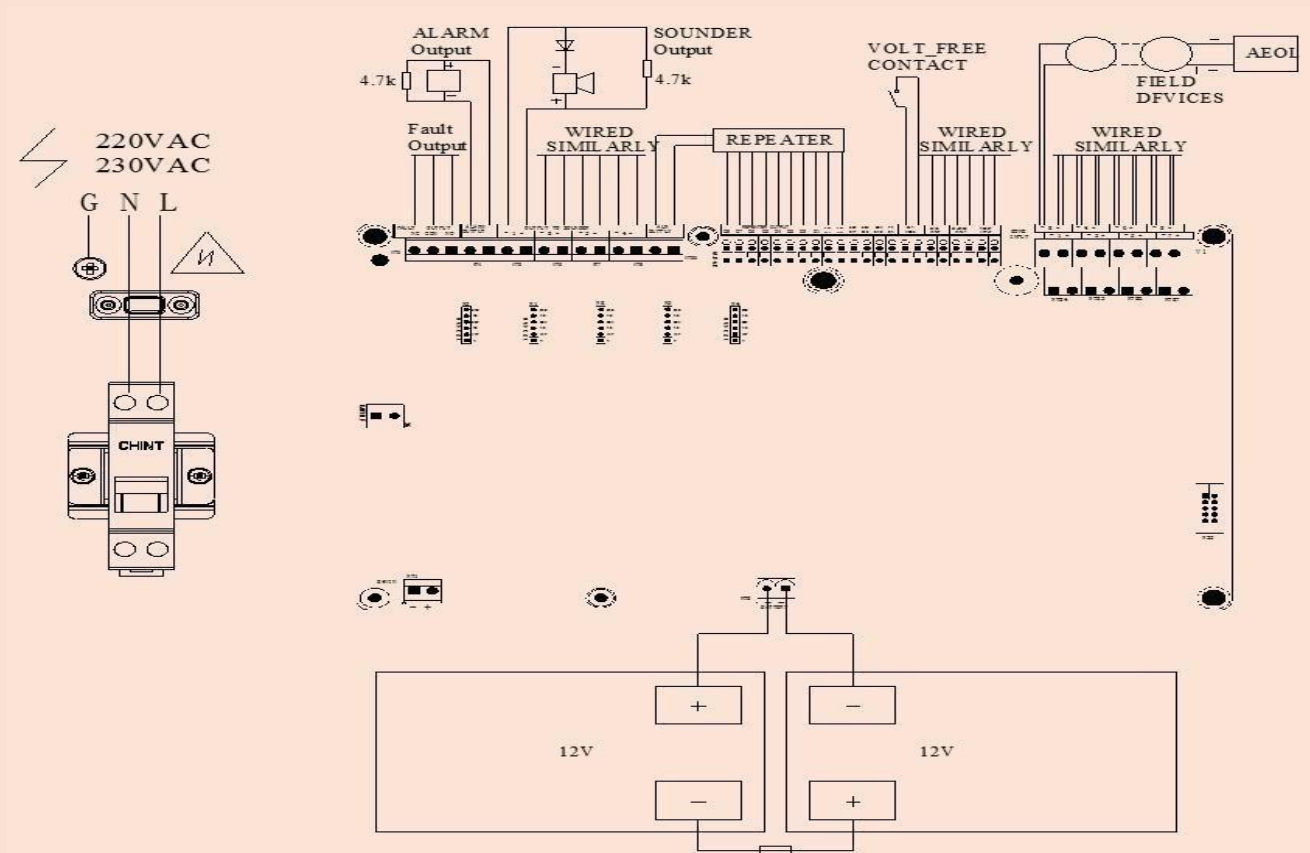
In order for extension need, the VG-6153 signal output board series are optional choice to add Fire and Fault output to each zone. Moreover, there is output reserved for Repeater Interface to have remote indication of each zone. With high quality and reliable performance, VG-6831 series is used as trustful brain of a conventional system and compatible with a wide range of conventional field devices.

INTERNAL CONFIGURATION FIGURE



- ① AC/DC power module ② Batteries ③ Main control board and power board
④ Extension board or signal output interface ⑤ Display board

WIRING INSTRUCTION



TECHNICAL DATA

Power Supply	AC220V/50Hz or AC110V/60Hz
Operating Voltage	15VDC~28VDC
Dimension	430*330*105mm
Sounder Circuit	DC18V~28V, 300mA
Auxiliary Power	DC18V~28V, 500mA
Dimension	430*330*105mm
Installation	Wall-mount
Battery	Two DC12V/7Ah
Cable	1.5mm ² or above shield cable
Humidity	≤95% , non-condensing
Temperature	0°C~40°C